

# MODULO

MY LIFESTYLE, MY DESIGN



**Welcome**

**With compliments,  
MODULO STONE Team**



Please be mindful of the quality of our products and of the production process.  
Our manufacturing plant is certified ISO 9001, 14001 and OHSAS 18001.

[www.modulo.fr](http://www.modulo.fr)

## INTERIOR

	6	Sierra	88
		Soho Moka	90
		Talio	92
		Ural	94
		Virtuosa	96
		Woodie	98
Bricostone	8		
Cambridge	10		
Camden	12		
Chamonix	14		
Coral	16		
DecoPano Brick	18		
DecoPano Woodie	20		
EasyBlock Bricks	22		
EasyFix	24		
Lucera	26		
Manhattan	28		
Nora	30		
Oslo	34		
Stackstone	36		
Star	40		
Vista	42		

## EXTERIOR

	44		
Belize	46		
Borgo	48		
Brasilia	50		
Building	52		
Canyon Stone	54		
Cascade	56		
Chester	58		
Coral Puzzle	60		
EasyBlock	62		
EasyBrick	64		
Fresco	66		
Heritage	68		
Neo	70		
Prostack	74		
Reno	78		
Rubisco	82		
Rugged Ledgestone	84		
Sienna	86		
		NATURAL STONE	112
		LOGISTICAL DATA	123

# Interior






BRICOSTONE Highland



BRICOSTONE White







CHAMONIX Flamme




CHAMONIX White





CORAL Ice



CORAL Grey



CORAL Beige



WHITE Brick




RED Brick

lightweight smart panels



NEW DESIGN SOLUTION



WOODIE Black & White



WOODIE Fog



WOODIE Old Barn




WOODIE Reclaimed Wood

lightweight smart panels





EASYBLOCK Manhattan



EASYBLOCK Cambridge



EASYBLOCK Brooklyn



easy jointing



OSLO Grey

OSLO White

just peel & stick





LUCERA Rusty



LUCERA Grey

*Signature*  
by MODULO






NORA Marble



NORA Marble Mix




NORA Marble Mix Black & White







NORA Sand Storm



NORA Grey Marble





OSLO Grey



OSLO White



**STACKSTONE Charme**




**STACKSTONE Nature Blend**



**STACKSTONE Stream**

*Signature*  
by MODULO



*Signature*  
by MODULO






VISTA Ivory



VISTA Old Stone



VISTA White



VISTA Grey

# Exterior













BRASILIA Arctic



BRASILIA Black



NEW DESIGN SOLUTION



CANYON STONE Bluff



CANYON STONE Colorado Springs




CANYON STONE Browns




CASCADE Anthracite




CASCADE Arctic



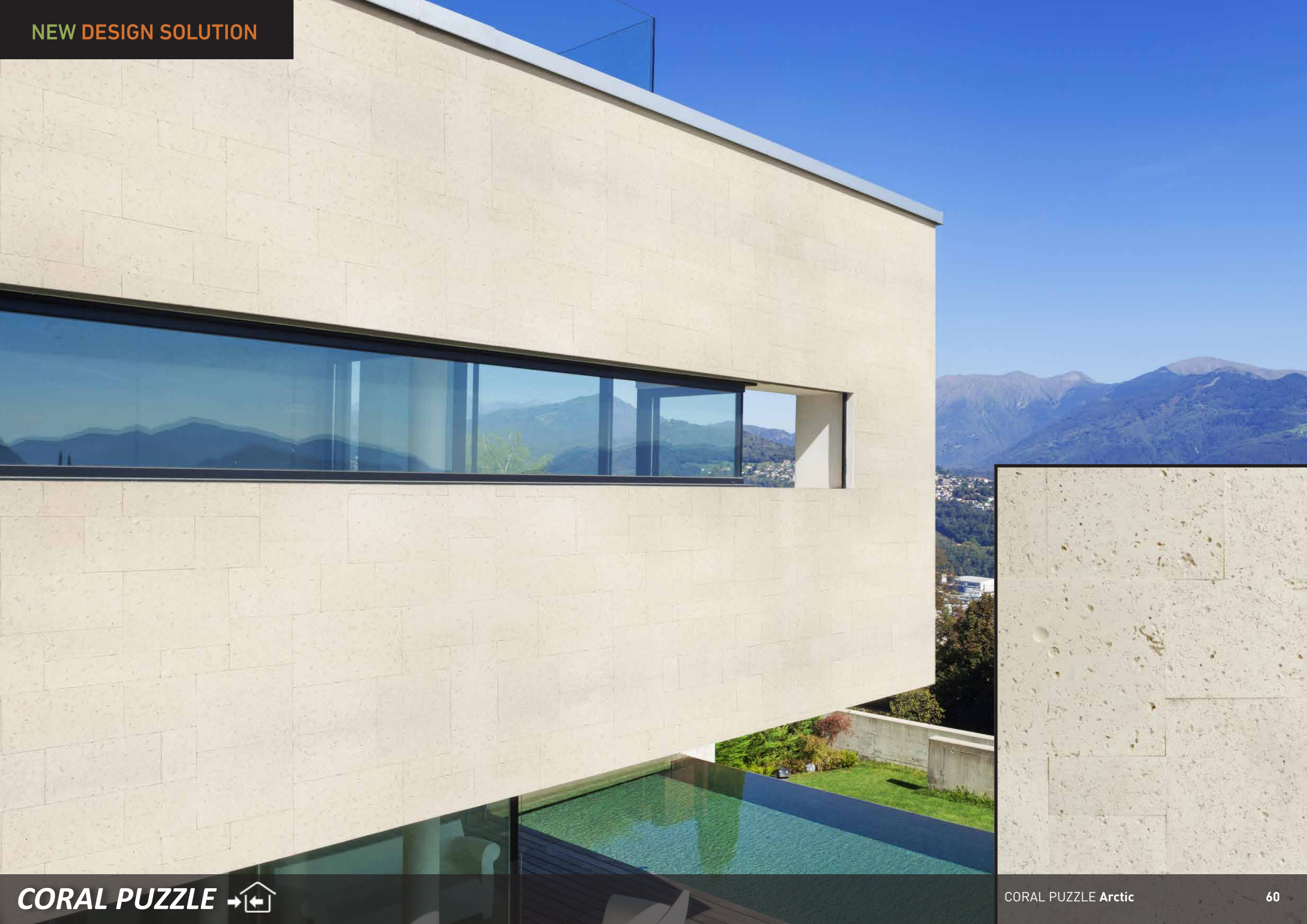
CHESTER Sunset



CHESTER Brick



CHESTER White





easy jointing






NEW DESIGN SOLUTION



easy jointing




EASYBRICK CHESTER → ↺ ↻ ↻



NEW DESIGN SOLUTION




HERITAGE Emerald



HERITAGE Coastal Grey

*Signature*  
MODULO



NEO Deep Grey



NEO Mountain Ridge



NEO Cream



NEO Arctic



PROSTACK Charme




PROSTACK Nature Blend




PROSTACK Grey





Signature  
by MODULO



RENO Marble Mix Black & White




RENO Marble Mix



RENO Marble








RENO Grey Marble



RENO Sand Storm

*Signature*  
by MODULO



RUBISCO Grey



RUBISCO Rusty





RUGGED LEDGESTONE **Orient**



RUGGED LEDGESTONE **Grey**





SIENNA Desert



SIENNA Grey Desert




SIENNA White





stress-free install with mesh



WITH Grout



WITHOUT Grout











WOODIE Old Barn



WOODIE Reclaimed Wood Black & White



WOODIE Fog

*Signature*  
MODULO



WOODIE Reclaimed Wood



*Signature*  
by MODULO

# Natural Stone





NATIMUR Rusty



Natimur Edna



NATIMUR Grey Moss

NATURAL STONE



NATIMUR Black



Natimur Horizon



NATIMUR White Shiny

NATURAL STONE



NATIMUR Mosaic Scabas



NATIMUR Sahara

NATURAL STONE



NATIMUR TRAVERTINE Classic



NATIMUR TRAVERTINE Noce



**NATURAL STONE**



**NATIMUR Terra Cream**



**NATIMUR Mineral Grey**



**NATIMUR Terra Grey**



**NATIMUR Sunny**

# LOGISTICAL DATA

<i>PRODUCT NAME</i>	<i>DIMENSIONS L x H (cm)</i>	<i>THICKNESS (cm)</i>	<i>COVERAGE/ BOX (m<sup>2</sup>)</i>	<i>BOX WEIGHT (kg)</i>	<i>RECOMMENDED ACCESSORIES</i>
<b>Belize</b>	11, 21.5 x 6.3	1.4-1.8	1	25	Colle extra/Modulocolle ±5 kg/m <sup>2</sup>
<b>Borgo</b>	59 x 15	1.7-3.6	0.6	39.88	Colle extra/Modulocolle ±5 kg/m <sup>2</sup>
<b>Brasilia</b>	20, 30, 50 x 10	1.3-2.8	0.5	13.41	Colle extra/Modulocolle ±5 kg/m <sup>2</sup>
<b>BriscoStone</b>	20, 30, 50 x 10	1-2.4	1	16.6	Modulocolle ±3 kg/m <sup>2</sup>
<b>Building</b>	27.5 x 13.5	1-2.7	0.73	18.61	Colle extra/Modulocolle ±5 kg/m <sup>2</sup>
<b>Cambridge</b>	18.5, 19 x 5.8, 6.7	1-1.5	1	9.44	Modulocolle ±3 kg/m <sup>2</sup>
<b>Camden</b>	18.5, 19 x 5.8, 6.7	1-1.5	1	9.44	Modulocolle ±3 kg/m <sup>2</sup>
<b>Canyon Stone</b>	10 x 4, 49.5 x 14.2	2.5-4	0.48	15.45	Colle extra/Modulocolle ±5 kg/m <sup>2</sup>
<b>Cascade</b>	20, 30, 50 x 9	1.6-4	0.54	24	Colle extra/Modulocolle ±5 kg/m <sup>2</sup>
<b>Chamonix</b>	48.6 x 13.7	1-2.4	1	19.63	Modulocolle ±3 kg/m <sup>2</sup>
<b>Chester</b>	21.2 x 6	1.1-1.5	1	18.72	Colle extra/Modulocolle ±5 kg/m <sup>2</sup>
<b>Coral</b>	39 x 14	0.6-1.6	0.98	15.94	Modulocolle ±3 kg/m <sup>2</sup>
<b>Coral Puzzle</b>	20x10, 30x10, 20x20, 40x30	1.2-1.6	0.78	17.46	Colle extra/Modulocolle ±5 kg/m <sup>2</sup>
<b>Coral Slate</b>	56 x 27	1.8	0.9	21.97	Colle extra/Modulocolle ±5 kg/m <sup>2</sup>
<b>DecoPano Brick</b>	119 x 49.5	2.2-2.3	2.4	8.6	Modulocolle ±3 kg/m <sup>2</sup>
<b>DecoPano Woodie</b>	97.5 x 16	1	2.5	13	Modulocolle ±3 kg/m <sup>2</sup>
<b>EasyBlock Bricks</b>	47 x 14	0.7-2.2	0.52	10.44	Modulocolle ±3 kg/m <sup>2</sup>
<b>EasyBrick</b>	22.4 x 7.3	1.5-2	0.64	23.26	Colle extra/Modulocolle ±5 kg/m <sup>2</sup>
<b>EasyFix</b>	32 x 7.5	1.8-3	0.78	17.65	Modulocolle ±3 kg/m <sup>2</sup>
<b>Fresco</b>	34.5 x 11	1-3	0.7	17.27	Colle extra/Modulocolle ±5 kg/m <sup>2</sup>
<b>Heritage</b>	56 x 27	1.4-2.2	0.9	21.97	Colle extra/Modulocolle ±5 kg/m <sup>2</sup>
<b>Lucera</b>	39 x 9.7	0.5-1	1.22	12.25	Modulocolle ±3 kg/m <sup>2</sup>
<b>Manhattan</b>	18.5, 19 x 5.8, 6.7	1-1.5	1	9.44	Modulocolle ±3 kg/m <sup>2</sup>
<b>Neo</b>	36.4 x 10	0.9-1.9	1	25	Colle extra/Modulocolle ±5 kg/m <sup>2</sup>
<b>Nora</b>	39.5 x 15	0.8-1.5	0.94	12.49	Modulocolle ±3 kg/m <sup>2</sup>
<b>Oslo</b>	32.4 x 7.4	1-3	0.78	17.65	Modulocolle ±3 kg/m <sup>2</sup>
<b>Prostack</b>	40 x 17	1-1.5	0.85	19.64	Colle extra/Modulocolle ±5 kg/m <sup>2</sup>
<b>Reno</b>	39.8 x 14.8	1-1.6	0.98	23.7	Colle extra/Modulocolle ±5 kg/m <sup>2</sup>
<b>Rubisco</b>	39 x 9.7	1-2	0.61	19.13	Colle extra/Modulocolle ±5 kg/m <sup>2</sup>
<b>Rugged LedgeStone</b>	55.5 x 14.5	0.8-3.2	0.52	18.85	Colle extra/Modulocolle ±5 kg/m <sup>2</sup>
<b>Sienna</b>	33 x 7.4	0.8-2.6	0.5	14.26	Colle extra/Modulocolle ±5 kg/m <sup>2</sup>
<b>Sierra</b>	20, 30, 50 x 10	1.6-3.8	0.4	13.41	Colle extra/Modulocolle ±5 kg/m <sup>2</sup>
<b>Soho Moka</b>	45 x 28	1.1-1.5	1.03	22.02	Modulocolle ±3 kg/m <sup>2</sup>
<b>Stackstone</b>	40 x 17	1.4-2	0.91	14.9	Modulocolle ±3 kg/m <sup>2</sup>
<b>Star</b>	35 x 10	1-2.7	1.06	19.52	Colle extra/Modulocolle ±5 kg/m <sup>2</sup>
<b>Talio</b>	58 x 14.2	0.9-4	0.5	18.37	Colle extra/Modulocolle ±5 kg/m <sup>2</sup>
<b>Ural</b>	39 x 14.5	1-2.8	0.5	14.11	Colle extra/Modulocolle ±5 kg/m <sup>2</sup>
<b>Virtuosa</b>	50 x 10	0.8-3	0.63	16.31	Colle extra/Modulocolle ±5 kg/m <sup>2</sup>
<b>Vista</b>	36.8 x 9.8	0.7-1.8	1	11.67	Modulocolle ±3 kg/m <sup>2</sup>
<b>Woodie</b>	77.8 x 9.7	1.6	0.764	20.6	Colle extra/Modulocolle ±5 kg/m <sup>2</sup>

All texts and images in this book are copyrighted.  
All right reserved.

NON CONTRACTUAL IMAGES

Actual product color may differ slightly as we work  
with natural materials.